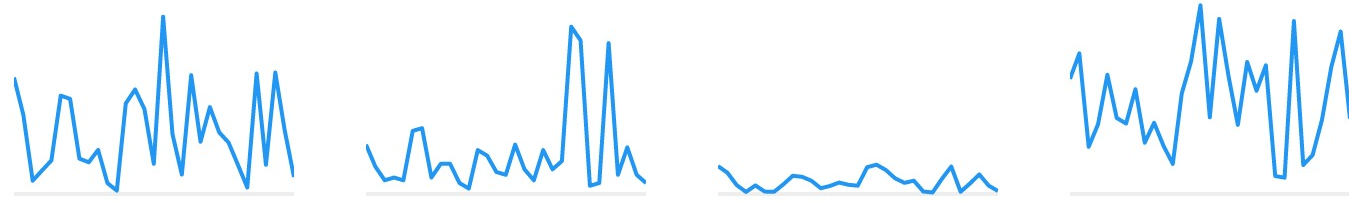


Monthly Report

Last month

Review past month's Google campaign analytics

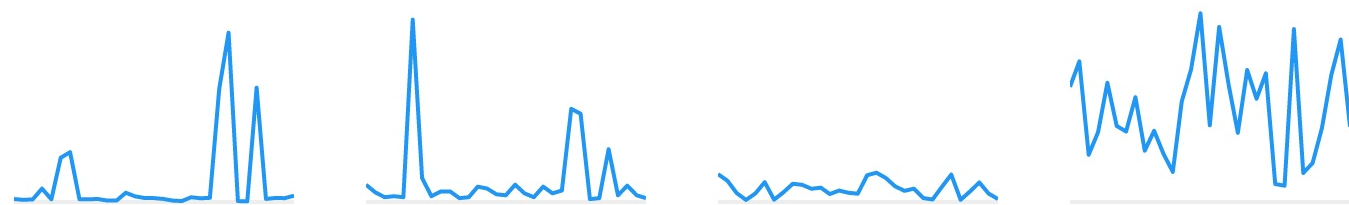
Cost [?] **\$1.59K** Clicks [?] **453** CTR [?] **1.86%** Avg. CPC [?] **\$3.51**



Monthly Impression Review

Last month

Impr. [?] **24.4K** Interactions [?] **696** Interaction rate [?] **2.85%** Avg. CPC [?] **\$3.51**



Phone Impressions

Last month

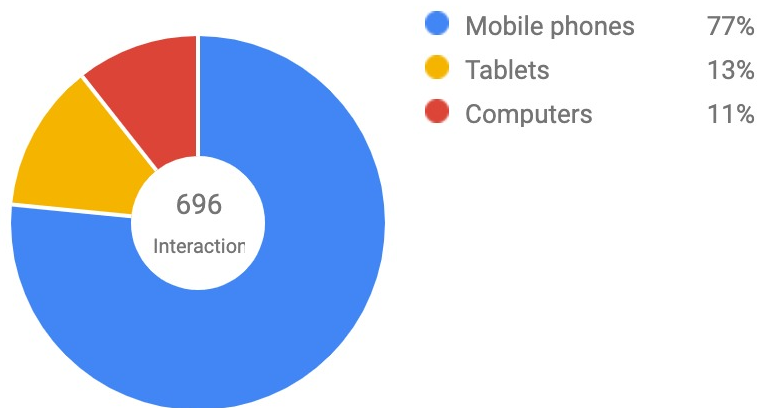
Review of direct phone interaction with webs. This does not co

Phone calls [?] **99** Phone impr. [?] **19K**



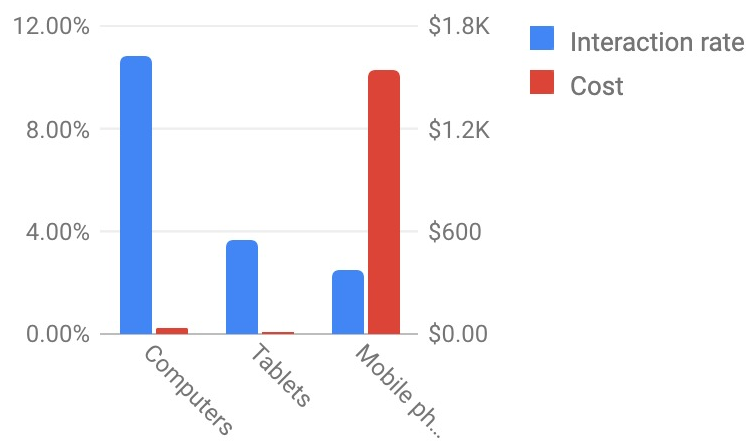
Interactions by Device

Last month



Interaction Rate and Cost by Device

Last month



Competitive Click Share

Last month

How you are sharing Google results with customers.

Click share [?] **10.17%** Search exact match IS [?] **15.22%**

Daily Cost by Device

Last month

