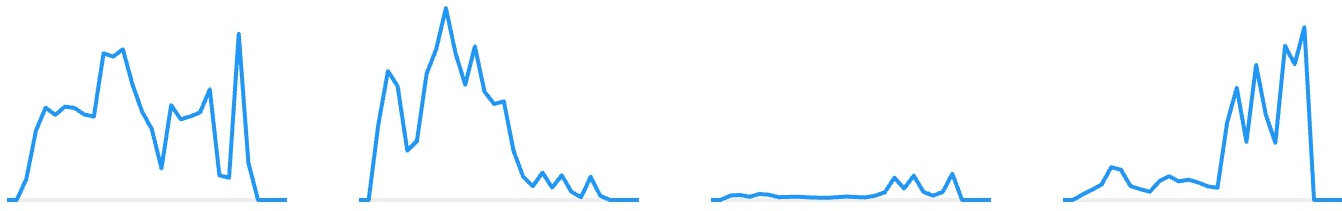


Monthly Report

Last month

Review past month's Google campaign analytics

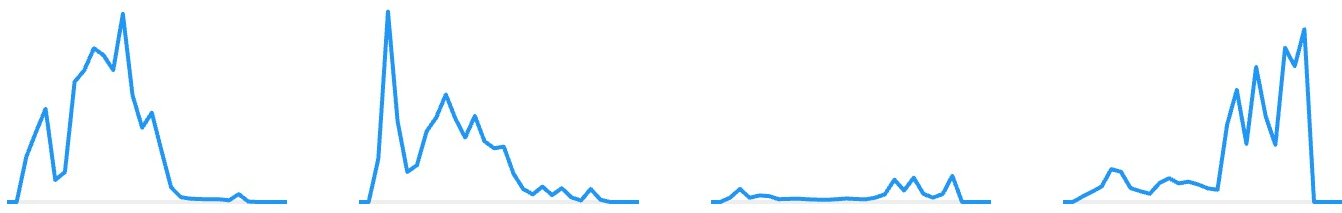
Cost [?] **\$2.7K** Clicks [?] **1.31K** CTR [?] **1.69%** Avg. CPC [?] **\$2.06**



Monthly Impression Review

Last month

Impr. [?] **77.9K** Interactions [?] **1.5K** Interaction rate [?] **1.93%** Avg. CPC [?] **\$2.06**



Phone Impressions

Last month

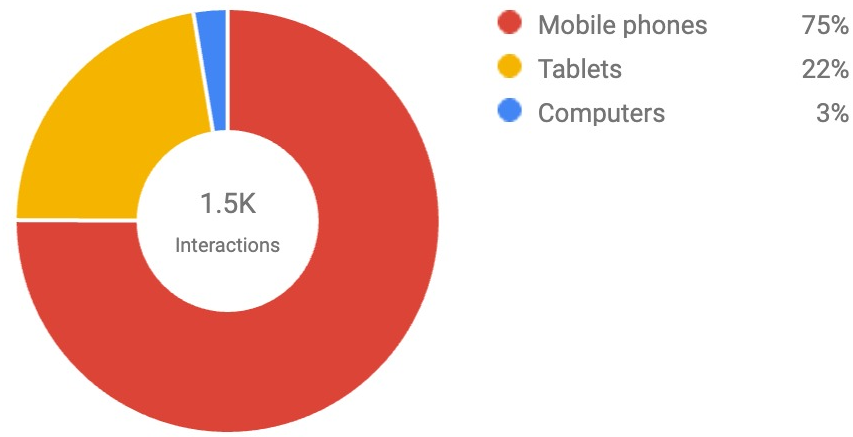
Review of direct phone interaction with webs. This does not count the c:

Phone calls [?] **74** Phone impr. [?] **58.4K**



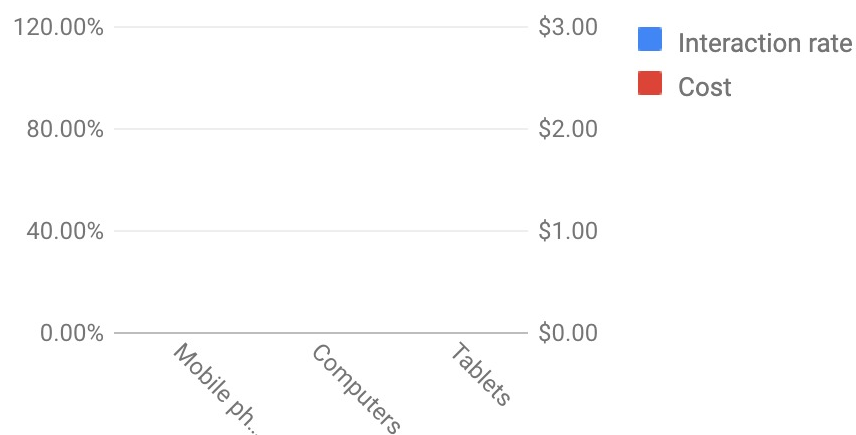
Interactions by Device

Last month



Interaction Rate and Cost by Device

This month



Competitive Click Share

Last month

How you are sharing Google results with customers.

Click share [?] **< 10%** Search exact match IS [?] **< 10%**

Daily Cost by Device

Last month

