

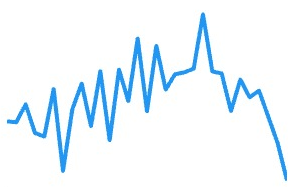
Monthly Report

Last month

Review past month's Google campaign analytics

Cost

\$2.98K



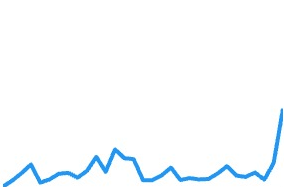
Clicks

17.5K



CTR

6.71%



Avg. CPC

\$0.17



Monthly Impression Review

Last month

Impr.

260K



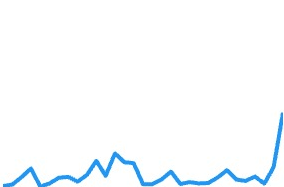
Interactions

17.5K



Interaction rate

6.71%



Avg. CPC

\$0.17



Phone Impressions

Last month

Review of direct phone interaction with webs. This does not count the c:

Phone calls

86



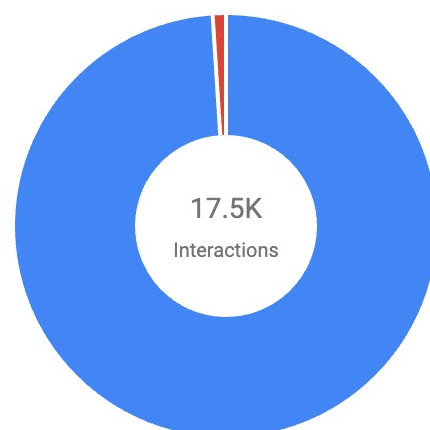
Phone impr.

3.66K



Interactions by Device

Last month



- Mobile phones 98%
- Tablets 1%

Interaction Rate and Cost by Device

This month



Competitive Click Share

Last month

How you are sharing Google results with customers.

Click share

< 10%

Search exact match IS

< 10%

Daily Cost by Device

Last month

