

Monthly Report

Last month

Review past month's Google campaign analytics

Impr. [?]
30.6K

Clicks [?]
752

CTR [?]
2.46%

Avg. CPC [?]
\$4.06

Phone calls [?]
100

Cost [?]
\$3.05K



Monthly Impression Review

Last month

Impr. [?]
30.6K

Interactions [?]
3.61K

Interaction rate [?]
11.81%

Avg. CPC [?]
\$4.06




Phone Impressions

Last month

Review of direct phone interaction with webs. This doe

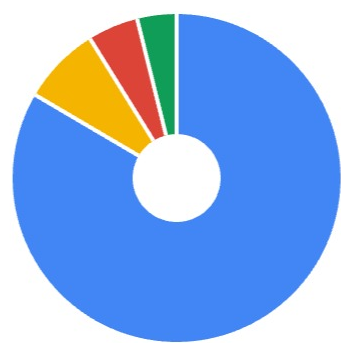
Phone calls [?]
100

Phone impr. [?]
7K



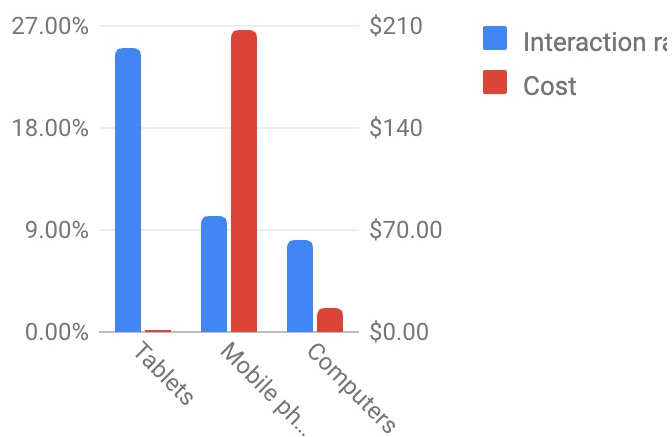
Interactions by Device

Last month



- Mobile phones 83%
- Tablets 8%
- Computers 5%
- TV screens 4%

Interaction Rate and Cost by ^{This month}



Competitive Click Share

Last month

How you are sharing Google results with customers.

Click share [?]
< 10%

Search exact match IS [?]
19.54%

Daily Cost by Device

Last month

